

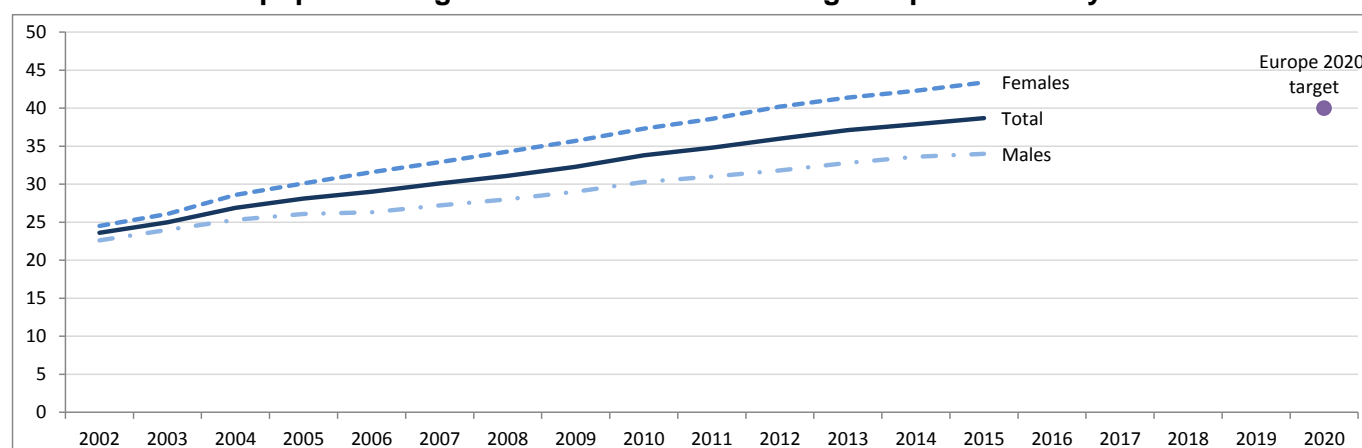
Europe 2020 education indicators in 2015

More and more persons aged 30 to 34 with tertiary educational attainment in the EU...

... and fewer and fewer early leavers from education and training

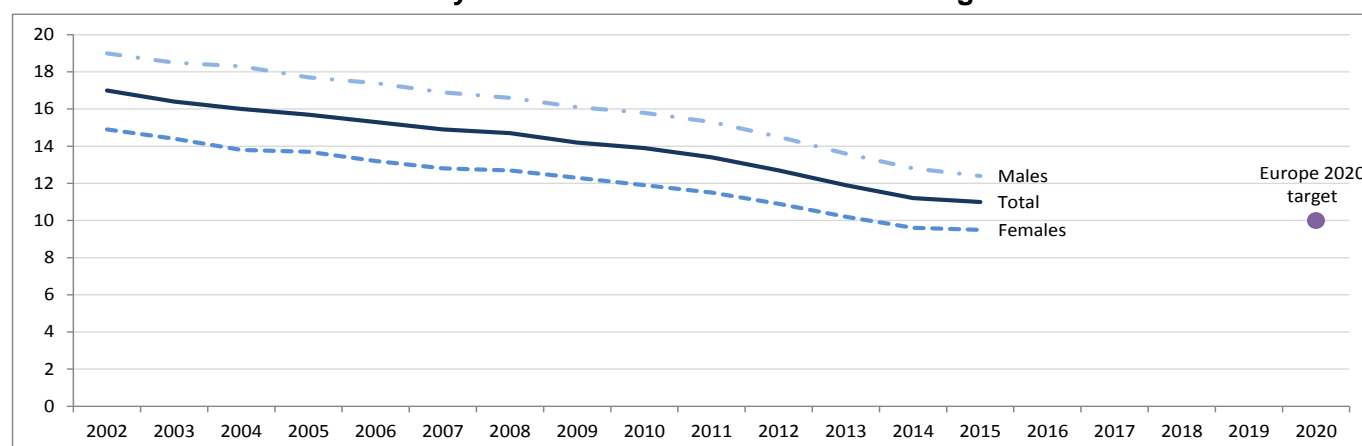
The share of persons aged 30 to 34 in the **European Union** (EU) who have completed tertiary education has constantly increased, from 23.6% in 2002 when the series started to 38.7% in 2015. This pattern was even more significant for women (from 24.5% in 2002 to 43.4% in 2015, meaning above the overall Europe 2020 target) than for men (from 22.6% to 34.0%, meaning still below the overall Europe 2020 target). The Europe 2020 strategy's target is that at least 40% of 30-34-year-olds in the **EU** should have completed tertiary education by 2020.

Share of population aged 30 to 34 in the EU having completed tertiary education



In addition, the share of early leavers from education and training (aged 18-24) has steadily decreased in the **EU**, from 17.0% in 2002 to 11.0% in 2015. Young women (9.5% in 2015) are less affected than young men (12.4%). The Europe 2020 target is to reduce the rates of early school leaving in the **EU** to below 10% by 2020.

Share of early leavers from education and training in the EU



Today, **Eurostat, the statistical office of the European Union**, publishes the most recent data for the EU and its Member States on achievement against the two Europe 2020 education headline targets.

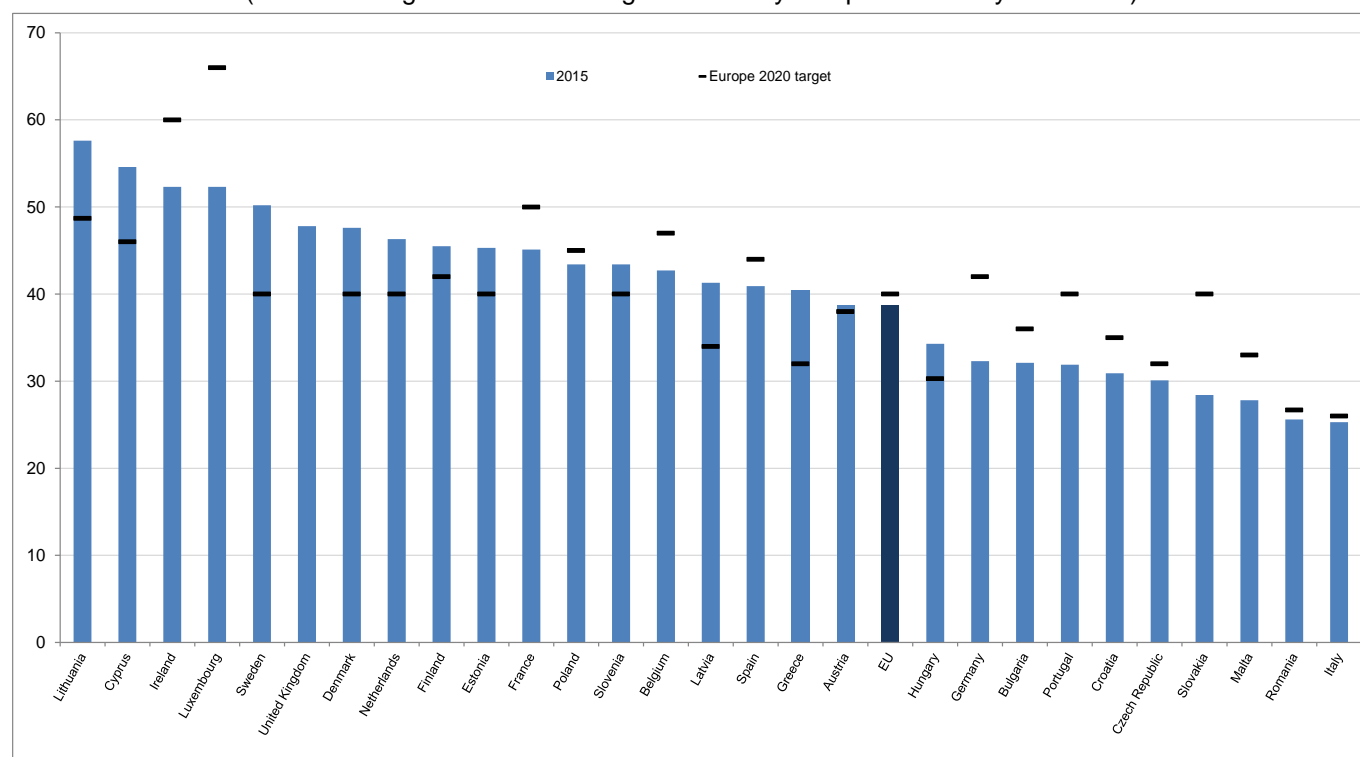
Highest proportion of persons aged 30-34 with tertiary education in Lithuania, lowest in Italy

In 2015, the proportion of those aged 30 to 34 who had completed tertiary education increased compared with 2002 in every Member State for which the time-series is available.

In 2015, at least half of the population aged 30 to 34 had completed tertiary education in **Lithuania** (57.6%), **Cyprus** (54.6%), **Ireland** and **Luxembourg** (both 52.3%) as well as **Sweden** (50.2%). At the opposite end of the scale, the lowest proportions were observed in **Italy** (25.3%), **Romania** (25.6%), **Malta** (27.8%) and **Slovakia** (28.4%). Twelve Member States have already met or exceeded their 2020 national target for this indicator: **Denmark, Estonia, Greece, Cyprus, Latvia, Lithuania, Hungary, the Netherlands, Austria, Slovenia, Finland** and **Sweden**.

In 2015, the share of persons aged 30 to 34 who have completed tertiary education is significantly higher for women than men in all Member States, except **Germany**.

Tertiary educational attainment in the EU Member States
(% of those aged 30 to 34 having successfully completed tertiary education)



No national target for the United Kingdom.

The national target for Germany includes post-secondary non-tertiary education (International Standard Classification of Education 1997 level 4).

Lowest share of 'early school leavers' in Croatia, highest in Spain

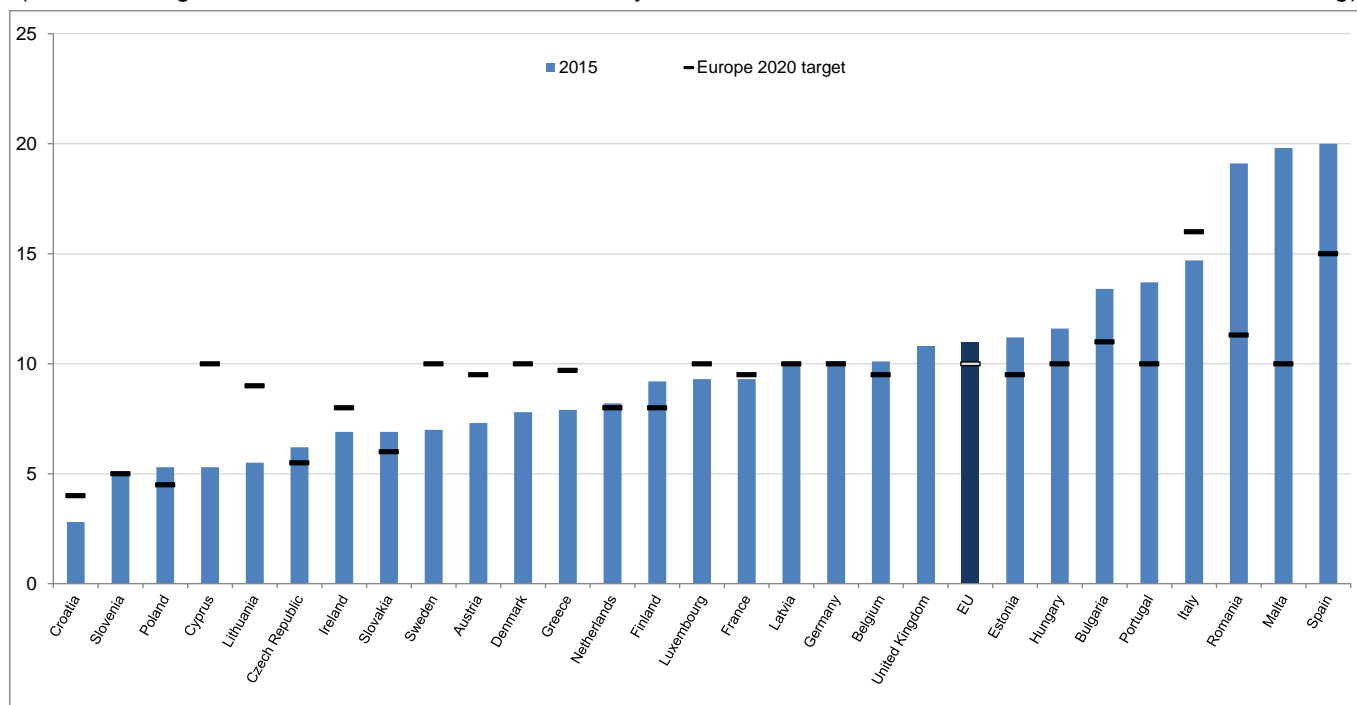
Compared with 2006, the proportion of early leavers from education and training decreased in 2015 in all Member States for which the time-series is available, except the **Czech Republic, Romania** and **Slovakia**.

In 2015, the lowest proportions of 'early school leavers' were observed in **Croatia** (2.8%), **Slovenia** (5.0%), **Cyprus** and **Poland** (both 5.3%) and **Lithuania** (5.5%), while the highest shares were recorded in **Spain** (20.0%), **Malta** (19.8%) and **Romania** (19.1%). Thirteen Member States have already fulfilled their 2020 national target for this indicator: **Denmark, Ireland, Greece, France, Croatia, Italy, Cyprus, Latvia, Lithuania, Luxembourg, Austria, Slovenia** and **Sweden**.

In 2015, the share of early leavers from education and training was lower for women than men in almost all Member States.

Early leavers from education and training in the EU Member States

(% of those aged 18-24 with at most lower secondary education and who were not in further education or training)



No national target for the United Kingdom.

Geographical information

The **European Union (EU)** includes Belgium, Bulgaria, the Czech Republic, Denmark, Germany, Estonia, Ireland, Greece, Spain, France, Croatia, Italy, Cyprus, Latvia, Lithuania, Luxembourg, Hungary, Malta, the Netherlands, Austria, Poland, Portugal, Romania, Slovenia, Slovakia, Finland, Sweden and the United Kingdom.

Methods and definitions

Europe 2020 education indicators presented in this news release are based on the EU Labour Force Survey.

The indicator related to **tertiary educational attainment** is defined as the percentage of the population aged 30-34 who have successfully completed tertiary studies (e.g. university, higher technical institution, etc.). This educational attainment refers to ISCED (International Standard Classification of Education) 2011 level 5-8 for data from 2014 onwards and to ISCED 1997 level 5-6 for data up to 2013. Data are however comparable over time for all Member States, except Austria.

The indicator **early leavers from education and training** is defined as the percentage of the population aged 18-24 with at most lower secondary education and who were not in further education or training during the last four weeks preceding the survey. Lower secondary education refers to ISCED (International Standard Classification of Education) 2011 level 0-2 for data from 2014 onwards and to ISCED 1997 level 0-3C short for data up to 2013. Data are however comparable over time for all Member States.

For more information

Eurostat [website section](#) dedicated to EU benchmarks indicators on education and training.

Eurostat [database](#) on education and training.

Eurostat [Statistics Explained on-line publication](#) on facts and figures about education and training in the EU.

Eurostat [news release 80/2016](#) of 26 April 2016 on Europe 2020 employment indicators.

The European Commission [website](#) dedicated to the Europe 2020 strategy.

Issued by: **Eurostat Press Office:**

Vincent BOURGAISS
Tel: +352-4301-33 444
eurostat-pressoffice@ec.europa.eu

ec.europa.eu/eurostat

Production of data:

Sabine GAGEL
Tel: +352-4301-36 734
sabine.gagel@ec.europa.eu

[@EU Eurostat](#)

Media requests: Eurostat media support / Tel: +352-4301-33 408 / eurostat-mediasupport@ec.europa.eu

Tertiary educational attainment
(% of those aged 30 to 34 having successfully completed tertiary education)

	2002			2015			Headline target Europe 2020
	Total	Men	Women	Total	Men	Women	
EU	23.6	22.6	24.5	38.7	34.0	43.4	40.0
Belgium	35.2	31.5	39.0	42.7	36.7	48.7	47.0
Bulgaria	23.2	17.7	28.8	32.1	24.8	39.9	36.0
Czech Republic	12.6	13.7	11.4	30.1	24.7	35.9	32.0
Denmark	34.2	28.7	39.4	47.6	39.6	55.9	40.0
Germany	24.2	26.8	21.4	32.3	32.2	32.4	42.0*
Estonia	27.7	22.7	32.7	45.3	34.5	56.7	40.0
Ireland	32.0	30.9	33.0	52.3	45.1	58.6	60.0
Greece	23.5	22.2	24.9	40.4	35.3	45.5	32.0
Spain	34.4	31.7	37.2	40.9	34.8	47.1	44.0
France	31.5	29.0	34.0	45.1	40.3	49.6	50.0
Croatia	16.2	14.8	17.6	30.9	23.8	38.3	35.0
Italy	13.1	12.0	14.2	25.3	20.0	30.8	26.0
Cyprus	36.0	35.9	36.1	54.6	46.7	61.6	46.0
Latvia	17.3	12.6	21.9	41.3	26.8	56.5	34.0
Lithuania	23.4	17.0	29.6	57.6	47.2	68.4	48.7
Luxembourg	:	:	:	52.3	46.8	57.7	66.0
Hungary	14.4	12.8	16.1	34.3	27.6	41.0	30.3
Malta	9.3	10.3	8.2	27.8	23.6	32.2	33.0
Netherlands	28.6	27.8	29.3	46.3	43.0	49.6	40.0
Austria	:	:	:	38.7	37.5	40.0	38.0
Poland	14.4	12.2	16.7	43.4	35.1	52.0	45.0
Portugal	12.9	9.0	16.7	31.9	23.3	40.1	40.0
Romania	9.1	9.1	9.0	25.6	24.2	27.2	26.7
Slovenia	20.7	12.9	29.1	43.4	32.0	56.4	40.0
Slovakia	10.5	9.7	11.2	28.4	22.8	34.4	40.0
Finland	41.2	33.4	49.3	45.5	38.1	53.4	42.0
Sweden	28.3	25.5	31.2	50.2	43.2	57.7	40.0
United Kingdom	31.5	32.4	30.7	47.8	44.4	51.1	x
Iceland	33.6	33.7	33.5	47.1	39.2	55.0	-
Norway	43.4	40.2	46.8	50.9	41.5	60.9	-
Switzerland	30.0	39.3	20.8	51.4	51.0	51.9	-
FYR of Macedonia	:	:	:	28.6	23.1	34.5	-
Turkey	:	:	:	23.6	25.1	22.1	-

* The national target for Germany includes post-secondary non-tertiary education (ISCED 1997 level 4).

: Break in the series for Luxembourg in 2009 and 2015 and for Austria in 2014. Data not comparable before those years and therefore not shown.

x No national target for the United Kingdom.

- Not applicable

The source dataset can be found [here](#).

Early leavers from education and training

(% of the population aged 18-24 with at most lower secondary education and who are currently not in further education or training)

	2006			2015			Headline target Europe 2020
	Total	Men	Women	Total	Men	Women	
EU	15.3	17.4	13.2	11.0	12.4	9.5	10.0
Belgium	12.6	15.1	10.0	10.1	11.6	8.6	9.5
Bulgaria	17.3	17.7	17.0	13.4	13.3	13.4	11.0
Czech Republic	5.1	5.4	4.9	6.2	6.4	6.0	5.5
Denmark	:	:	:	7.8	9.7	5.7	10.0
Germany	13.7	14.0	13.4	10.1	10.4	9.8	10.0
Estonia	13.4	19.5	6.9	11.2	13.2	9.0	9.5
Ireland	12.2	15.2	9.1	6.9	8.4	5.4	8.0
Greece	15.1	19.6	10.6	7.9	9.4	6.4	9.7
Spain	30.3	36.7	23.6	20.0	24.0	15.8	15.0
France	:	:	:	9.3	10.1	8.5	9.5
Croatia	(4.7)	(5.3)	(4.1)	(2.8)	(3.6)	(2.1)	4.0
Italy	20.4	23.8	17.0	14.7	17.5	11.8	16.0
Cyprus	14.9	22.5	8.2	5.3	7.7	(3.2)	10.0
Latvia	15.6	19.3	11.5	9.9	13.4	6.2	10.0
Lithuania	8.8	(11.5)	(6.0)	5.5	6.9	(4.0)	9.0
Luxembourg	:	:	:	9.3	10.5	8.1	10.0
Hungary	12.5	13.7	11.3	11.6	12.0	11.2	10.0
Malta	32.2	36.1	28.1	19.8	22.9	16.6	10.0
Netherlands	12.6	15.1	10.1	8.2	9.9	6.4	8.0
Austria	10.0	10.3	9.8	7.3	7.8	6.8	9.5
Poland	5.4	6.9	3.9	5.3	7.2	3.2	4.5
Portugal	38.5	46.1	30.7	13.7	16.4	11.0	10.0
Romania	17.9	17.8	18.0	19.1	19.5	18.5	11.3
Slovenia	5.6	7.1	(4.0)	5.0	6.4	(3.4)	5.0
Slovakia	6.6	7.3	5.8	6.9	6.9	6.8	6.0
Finland	9.7	11.8	7.8	9.2	10.6	7.9	8.0
Sweden	8.6	10.1	7.1	7.0	7.6	6.4	10.0
United Kingdom	:	:	:	10.8	11.7	9.8	x
Iceland	(25.6)	(29.0)	(21.8)	18.8	24.9	12.4	-
Norway	17.8	22.5	13.1	10.2	12.4	8.0	-
Switzerland	9.6	10.7	8.4	5.1	5.3	5.0	-
FYR of Macedonia	22.8	19.9	25.9	11.4	10.0	12.9	-
Turkey	48.8	41.3	55.6	36.4	35.0	37.6	-

Due to breaks in the series, data before 2006 have a limited comparability at Member State level.

: Break in the series for Denmark and the United Kingdom in 2007, for Luxembourg in 2009 and 2015 and for France in 2013. Data not comparable before those years and therefore not shown.

() Data with reduced reliability due to sample size.

x No national target for the United Kingdom.

- Not applicable

The source dataset can be found [here](#).